

Contributors

Jim Haley, Special Advisor
416.607.0058
Scotiabank Economics
jim.haley@scotiabank.com

Guillermo Arbe, Head Economist, Peru
+51.1.211.6052 (Peru)
guillermo.arbe@scotiabank.com.pe

Sergio Olarte, Head Economist, Colombia
+57.1.745.6300 Ext. 9166 (Colombia)
sergio.olarte@scotiabankcolpatria.com

Jorge Selaive, Head Economist, Chile
+56.2.2619.5435 (Chile)
jorge.selaive@scotiabank.cl

Eduardo Suárez, VP, Latin America Economics
+52.55.9179.5174 (Mexico)
esuarezm@scotiabank.com.mx

TODAY'S CONTRIBUTORS:

Jackeline Piraján, Economist
+57.1.745.6300 Ext. 9400 (Colombia)
jackeline.pirajan@scotiabankcolpatria.com

Latam Daily: Colombia's Higher Inflation Likely to Bring Rate Hikes Forward

- Colombia: Inflation in 2021 stood at 5.62%, the highest in five years

COLOMBIA: INFLATION IN 2021 STOOD AT 5.62%, THE HIGHEST IN FIVE YEARS

Monthly CPI inflation was 0.73% m/m in December 2021, according to DANE data published on Wednesday, January 5. This result is well above the median forecast in BanRep's survey (0.45% m/m), Bloomberg's survey (0.53% m/m), and Scotiabank Economics' projection (0.54% m/m). Food prices posted the highest contribution to inflation.

December's CPI result brings annual headline inflation to 5.62% y/y, the highest in five years, up from 5.26% y/y in November (chart 1), and above the ceiling of BanRep's target range (2%–4%) for the fifth month in a row. Core inflation also increased, from 3.36% y/y to 3.44% y/y, while ex-food and regulated goods inflation came in at 2.49% y/y (down from the 2.54% in the previous month). 2021 CPI and a minimum wage increase of 10.07% imply high indexation effects ahead of 2022, increasing the probability of a hawkish call for BanRep's January meeting.

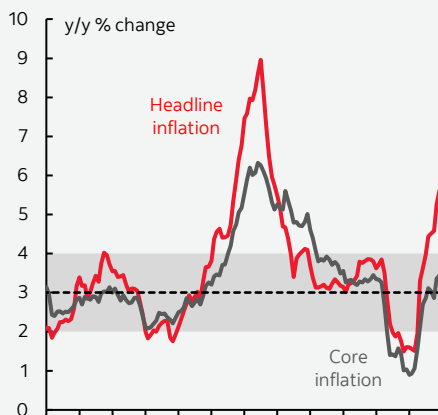
Our basecase scenario is now a 75 bps rate hike at the January 28 monetary policy meeting. We expect inflation in Q1-2022 to surpass 6%, with a moderate downward trend after April. That said, for now, we maintain our expectation of a terminal monetary policy rate of 5%.

Looking at the December inflation numbers in detail, only 3 out of 12 sectors saw price declines (charts 2 and 3). Once again, foodstuff inflation posted the highest gains. The main highlights are:

- Foodstuff sectors had the largest contribution (+36 bps). Inflation of +2.08% m/m, with the main gains coming from meat (+2.69% m/m), milk (+2.32% m/m), potatoes (+20.52% m/m) and eggs (+4.04% m/m). Rising input prices and FX depreciation are driving food prices higher with more persistence, especially imported commodities such as soy and corn. Restaurant & hotel inflation contributed 10 bps again on the back of higher input prices but also due to the economic activity recovery and holidays.
- In the lodging & utilities sector, the increase in utility fees (+1.30% m/m) reflected higher costs for electricity (+1.88% m/m) and water (+1.27% m/m). Rental fees increased by 0.04% m/m, while tradable housing goods increased by 1.16% m/m.

Chart 1

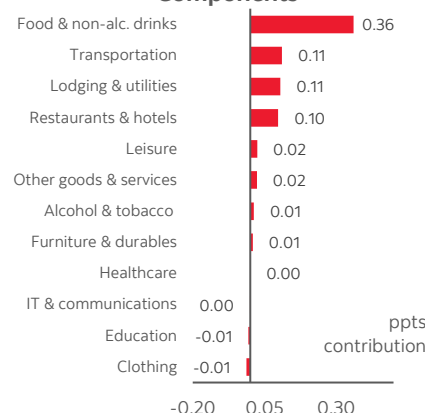
Colombia: Headline and Core Inflation



Sources: Scotiabank Economics, DANE.

Chart 2

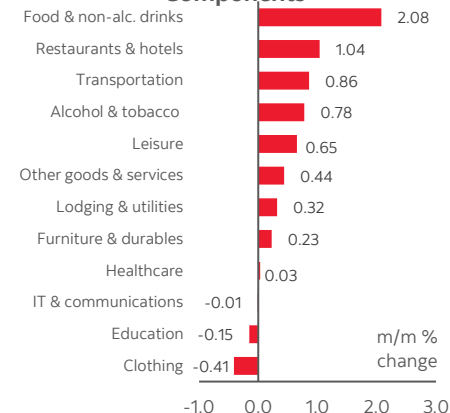
Colombia: Consumer Price Index Components



Sources: Scotiabank Economics, DANE.

Chart 3

Colombia: Consumer Price Index Components



Sources: Scotiabank Economics, DANE.

January 6, 2022

- Transportation (+0.86% m/m and +11 bps) is showing the effect of higher gasoline prices (+2.09% m/m) and the FX depreciation through higher prices in vehicles (+1.42% m/m).
- Price declines were registered in clothing (-0.41% m/m and -1 bps), on the back of new discounts ahead of year-end holidays, and education (-0.15% m/m, and -1 bps).

Looking at annual inflation across major categories, goods inflation decreased to 3.31% y/y (versus 3.79% y/y in [November](#)), while services inflation increased by 11 bps from 2.07% y/y to 2.18% y/y. Regulated-price inflation jumped 54 bps to 7.10% y/y.

All in all, half of total inflation in 2021 was explained by food inflation, and around a quarter of total inflation was on four items: meat (+33% y/y), chicken (+26.4% y/y), potatoes (+111% y/y), and cooking oil (+48% y/y). All of these items were affected by higher input prices and currency depreciation.

A second effect that led to 2021 inflation was the normalization in the economic activity which led to higher prices in services and rent fees.

Looking ahead, indexation effects are a source of concern, which we think could lead to inflation closing above 4% this year.

In terms of monetary policy, the Board is likely to be more hawkish in the January meeting, increasing its rate by 75 bps to 3.75% in a still-split decision. We expect the central bank's policy rate to reach its terminal level of 5% in April's meeting, by which time inflation should begin to moderate given base-level effects. However, this scenario would change if new price shocks emerge.

—Sergio Olarte & Jackeline Piraján

This report has been prepared by Scotiabank Economics as a resource for the clients of Scotiabank. Opinions, estimates and projections contained herein are our own as of the date hereof and are subject to change without notice. The information and opinions contained herein have been compiled or arrived at from sources believed reliable but no representation or warranty, express or implied, is made as to their accuracy or completeness. Neither Scotiabank nor any of its officers, directors, partners, employees or affiliates accepts any liability whatsoever for any direct or consequential loss arising from any use of this report or its contents.

These reports are provided to you for informational purposes only. This report is not, and is not constructed as, an offer to sell or solicitation of any offer to buy any financial instrument, nor shall this report be construed as an opinion as to whether you should enter into any swap or trading strategy involving a swap or any other transaction. The information contained in this report is not intended to be, and does not constitute, a recommendation of a swap or trading strategy involving a swap within the meaning of U.S. Commodity Futures Trading Commission Regulation 23.434 and Appendix A thereto. This material is not intended to be individually tailored to your needs or characteristics and should not be viewed as a “call to action” or suggestion that you enter into a swap or trading strategy involving a swap or any other transaction. Scotiabank may engage in transactions in a manner inconsistent with the views discussed this report and may have positions, or be in the process of acquiring or disposing of positions, referred to in this report.

Scotiabank, its affiliates and any of their respective officers, directors and employees may from time to time take positions in currencies, act as managers, co-managers or underwriters of a public offering or act as principals or agents, deal in, own or act as market makers or advisors, brokers or commercial and/or investment bankers in relation to securities or related derivatives. As a result of these actions, Scotiabank may receive remuneration. All Scotiabank products and services are subject to the terms of applicable agreements and local regulations. Officers, directors and employees of Scotiabank and its affiliates may serve as directors of corporations.

Any securities discussed in this report may not be suitable for all investors. Scotiabank recommends that investors independently evaluate any issuer and security discussed in this report, and consult with any advisors they deem necessary prior to making any investment.

This report and all information, opinions and conclusions contained in it are protected by copyright. This information may not be reproduced without the prior express written consent of Scotiabank.

™ Trademark of The Bank of Nova Scotia. Used under license, where applicable.

Scotiabank, together with “Global Banking and Markets”, is a marketing name for the global corporate and investment banking and capital markets businesses of The Bank of Nova Scotia and certain of its affiliates in the countries where they operate, including: Scotiabank Europe plc; Scotiabank (Ireland) Designated Activity Company; Scotiabank Inverlat S.A., Institución de Banca Múltiple, Grupo Financiero Scotiabank Inverlat, Scotia Inverlat Casa de Bolsa, S.A. de C.V., Grupo Financiero Scotiabank Inverlat, Scotia Inverlat Derivados S.A. de C.V. – all members of the Scotiabank group and authorized users of the Scotiabank mark. The Bank of Nova Scotia is incorporated in Canada with limited liability and is authorised and regulated by the Office of the Superintendent of Financial Institutions Canada. The Bank of Nova Scotia is authorized by the UK Prudential Regulation Authority and is subject to regulation by the UK Financial Conduct Authority and limited regulation by the UK Prudential Regulation Authority. Details about the extent of The Bank of Nova Scotia's regulation by the UK Prudential Regulation Authority are available from us on request. Scotiabank Europe plc is authorized by the UK Prudential Regulation Authority and regulated by the UK Financial Conduct Authority and the UK Prudential Regulation Authority.

Scotiabank Inverlat, S.A., Scotia Inverlat Casa de Bolsa, S.A. de C.V., Grupo Financiero Scotiabank Inverlat, and Scotia Inverlat Derivados, S.A. de C.V., are each authorized and regulated by the Mexican financial authorities.

Not all products and services are offered in all jurisdictions. Services described are available in jurisdictions where permitted by law.