

Latam Daily: Colombia Inflation; Banxico Minutes; BCRP Expected to Hold

- **Colombia:** March inflation came in above consensus, again
- **Mexico:** Minutes from Banxico's March 25 hold due on Thursday, April 8
- **Peru:** Another hold at 0.25% expected on Thursday, April 8

COLOMBIA: MARCH INFLATION CAME IN ABOVE CONSENSUS, AGAIN

March inflation, [published](#) late on Monday, April 5, by DANE, stood at **0.51% m/m**, once again above both market consensus (BanRep survey: **0.41% m/m**) and our projection (**0.42% m/m**). Foodstuffs inflation contributed the most to the positive surprise, but core inflation at 0.39% m/m was also above the market consensus of 0.36% m/m. This reflected further upward price pressures amongst core components—a signal of the strengthening economic environment and further normalization of prices. That said, annual headline inflation dropped from 1.56% y/y in February to 1.51% y/y in March, close to a record low; at the same time, annual core inflation increased from 0.93% y/y in February to 1.06% y/y in March (chart 1).

Looking at the March numbers with greater granularity, **10 out of 12 sectors contributed positively to the monthly inflation print (chart 2)**. Some prices, such as education fees, which usually remain unchanged in March, continued rising in the month; similarly, rental fees and utility charges also pointed to some additional normalization in prices.

- **The lodging and utilities sector made the strongest monthly contribution of 23 bps on a sectoral price gain of 0.69% m/m (chart 3);** utility charges accounted for 15 bps of this contribution owing to some prices resuming their mandatory adjustment rules after an atypical year during which fees were frozen and subsidized, while rental fees added 7 bps, closer to their regular monthly contribution to inflation.
- **The food and non-alcoholic beverages group was the second-largest sectoral contributor to March inflation (18 bps on a 1.14 % m/m rise in prices);** potatoes and fruits led the sector's price gains amid their usual harvest cycles, while meat prices rose owing to supply shortfalls versus rising domestic demand.
- **Other sectors, such as transport (0.43% m/m), restaurants & hotels (0.40% m/m), and clothing (0.46 % m/m), contributed positively too.** On the negative side, prices for IT and communications fell (-0.85% m/m) owing to better fees on mobile plans; in the same vein, leisure group prices softened (-0.53% m/m) amid price reductions on vacation plans bought during the month.

Looking at annual inflation across major categories, goods inflation remained broadly unchanged at 1.05% y/y (versus 1.07% y/y in February), services inflation fell -2 bps from 0.91% y/y to 0.89% y/y, and regulated-price inflation increased by 68 bps to 1.52% y/y, the highest print since May 2020.

CONTACTS

Brett House, VP & Deputy Chief Economist
416.863.7463
Scotiabank Economics
brett.house@scotiabank.com

Guillermo Arbe
51.1.211.6052 (Peru)
Scotiabank Peru
guillermo.arbe@scotiabank.com.pe

Sergio Olarte
57.1.745.6300 (Colombia)
Scotiabank Colombia
sergio.olarte@scotiabankcolpatria.com

Jorge Selaive
56.2.2619.5435 (Chile)
Scotiabank Chile
jorge.selaive@scotiabank.cl

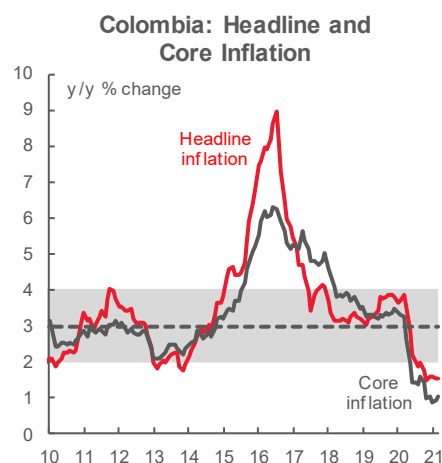
Eduardo Suárez
52.55.9179.5174 (Mexico)
Scotiabank Mexico
esuarezm@scotiabank.com.mx

TODAY'S CONTRIBUTORS:

Mario Guerrero
51.1.211.6000 Ext. 16557 (Peru)
Scotiabank Peru
mario.guerrero@scotiabank.com.pe

Jackeline Piraján
57.1.745.6300 (Colombia)
Scotiabank Colombia
jackeline.pirajan@scotiabankcolpatria.com

Chart 1



Sources: Scotiabank Economics, DANE.

As previously noted, core inflation rebounded: ex-food inflation came in at 1.06% y/y (up about 13 bps from February), while ex-food and regulated-price inflation fell by -2 bps from February to 0.94% y/y in March. Low-income households continued facing greater annual inflation (1.94% y/y) than high-income households (1.0% y/y).

Although March's inflation surprise was mainly driven by food prices, the overall result continued pointing to normalizations in key sectors that were strongly affected by the worst phase of the pandemic. March's price numbers combined with better economic activity data for recent months affirmed our baseline forecasts that anticipate the beginning of a normalization path in monetary policy rates in the latter part of 2021. We still expect the headline annual inflation rate to converge to the BanRep's 3% y/y target by end-2021.

For now, we expect the BanRep Board to keep its benchmark policy rate on hold at 1.75% until at least September-2021, when we look for a first hike.

—Sergio Olarte & Jackeline Piraján

MEXICO: MINUTES FROM BANXICO'S MARCH 25 HOLD DUE ON THURSDAY, APRIL 8

Banxico is due to release the minutes of its March 25 Board meeting where the Bank's Governors voted unanimously to hold the target rate at 4.00%, as expected by analysts and priced by the market (chart 4). As we noted in our [Latam Daily](#) from March 26, however, the unanimity of the vote and the Board's tone together surprised markets on the hawkish side. The Board's statement explained that both domestic and international factors underpinned the decision: the spike in core inflation to 4.09% y/y in early-March (chart 5), risks connected to depreciation in the MXN, and the need to ensure orderly adjustments in markets. Forward guidance remained relatively neutral and data-dependent, and there was no mention of this hold being a "pause" on a path of further easing.

We will look to the minutes for further insights on slight differences in views amongst Board members that may have been obscured by their unanimous vote on March 25. The [statement](#) following February 11's 5-0 decision to cut the target rate by -25 bps to 4.00% saw the removal of (1) a statement that the balance of risks for inflation is uncertain: and (2) a warning that economic activity faces downside risks. The minutes from the subsequent March 25 meeting may provide some additional colour on how the Governors' outlooks for inflation and growth have changed, particularly given Mexico's high beta to US fiscal stimulus and ensuing demand.

Although the room for further easing has clearly narrowed, we maintain our narrow call for another -25 bps cut in Q3-2021. Banxico is then expected to begin raising its policy rates in Q1-2022 (chart 4, again).

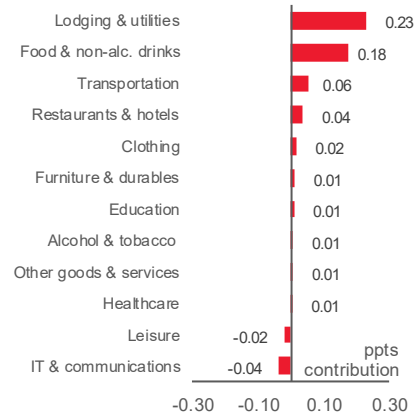
—Eduardo Suárez & Brett House

PERU: ANOTHER HOLD AT 0.25% EXPECTED ON THURSDAY, APRIL 8

The Board of Peru's BCRP is due to make its next policy-rate decision at its meeting scheduled for Thursday, April 8, and a hold at the current record low of 0.25% is widely expected by analysts and ourselves (chart 6). The BCRP's reference rate has been at 0.25% since April 9, 2020 at the onset of the pandemic and it was reaffirmed at this level by a unanimous vote of the Board at its March 11 meeting, in line with the consensus of projections.

Chart 2

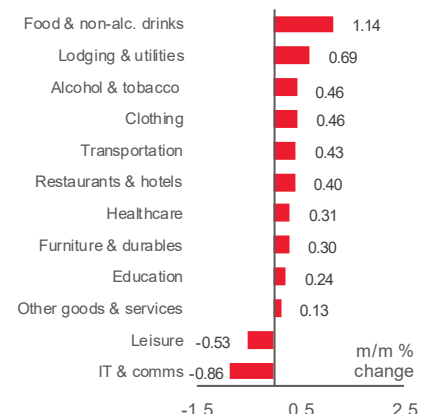
Colombia: Consumer Price Index Components



Sources: Scotiabank Economics, DANE.

Chart 3

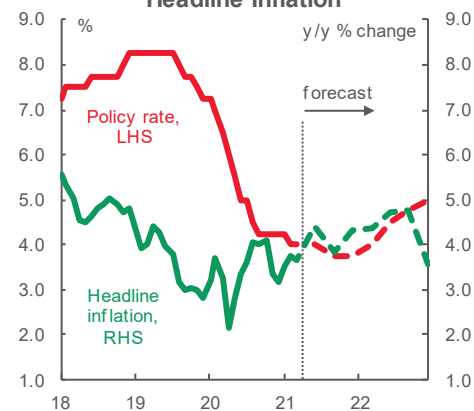
Colombia: Consumer Price Index Components



Sources: Scotiabank Economics, DANE.

Chart 4

Mexico: Overnight Rate vs Headline Inflation



Sources: Scotiabank Economics, Banxico, INEGI.

Chart 5

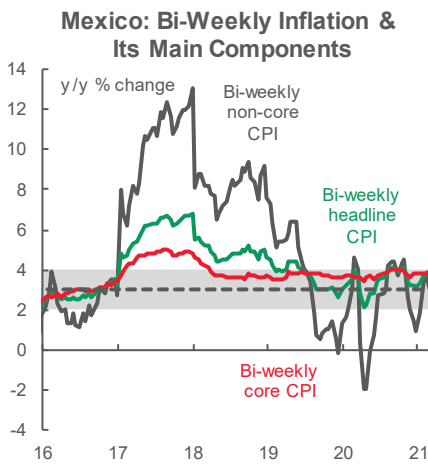


Chart 6

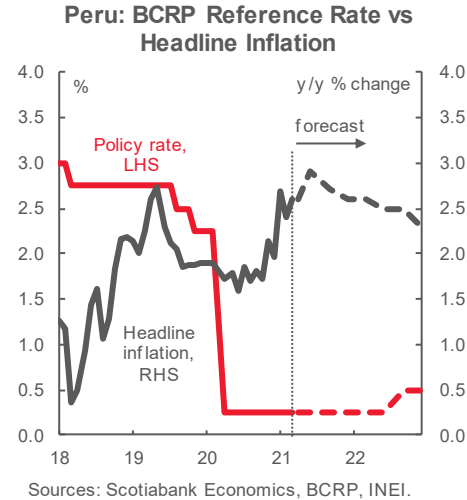
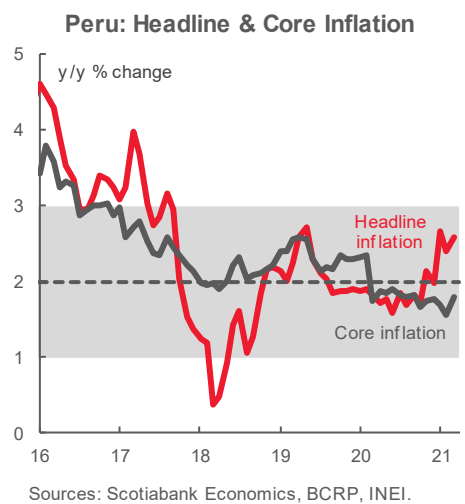


Chart 7



In the [statement](#) issued following the last rate decision the Board reiterated its forward guidance from previous months (see our [Latam Daily](#) from March 12). It advised that the reference rate would remain low for an extended period and for so long as the pandemic's effects on inflation and its determinants persist. The statement did not comment on the recent volatility in international markets, but it did repeat its commitment to using “diverse instruments” to support the monetary stimulus it is providing, should this prove necessary. The current policy mix seeks to strengthen long-term interest rate transmission mechanisms with a focus on mortgage rates.

Inflation in Q1-2021 has been above both the BCRP's 2% y/y target and expectations, but it remains in line with our forecast of 2.6% y/y for end-2021 (chart 6, again). After January saw a surprising 2.7% y/y print, headline inflation came down to 2.4% y/y in February before rising again to 2.6% y/y in March on the back of a strong 0.84% m/m sa sequential gain in prices. The gradual depreciation of the sol from around USDPEN 3.62 at the beginning of 2021 to USDPEN 3.74 at the end of last week could add some inflationary impulse, but most recent price pressures have come from non-core and fuel prices. Core inflation still rose from 1.57% y/y in February to 1.79% y/y in March, but it remains below 2% y/y target for headline inflation (chart 7). In its March [Inflation Report](#), the BCRP revised its inflation forecast for 2021 from 1.5% y/y to 2.0% y/y as the Bank's survey of inflation expectations moved from 1.7% y/y to 2.1% y/y for this year. Still, slack is expected to persist in the Peruvian economy well into 2022. As a result, there is little immediate rationale for the Board to change its stance even though level effects are expected to push headline inflation close to 3.0% y/y in the coming months (chart 6, again).

Taking recent developments into account, we reconfirm our forecast that the BCRP Board will keep its reference rate on hold at 0.25% until Q3-2022. An eventual rate increase would be preceded by a gradual shift in the Board's forward guidance toward a less data-dependent line.

—Mario Guerrero & Brett House

This report has been prepared by Scotiabank Economics as a resource for the clients of Scotiabank. Opinions, estimates and projections contained herein are our own as of the date hereof and are subject to change without notice. The information and opinions contained herein have been compiled or arrived at from sources believed reliable but no representation or warranty, express or implied, is made as to their accuracy or completeness. Neither Scotiabank nor any of its officers, directors, partners, employees or affiliates accepts any liability whatsoever for any direct or consequential loss arising from any use of this report or its contents.

These reports are provided to you for informational purposes only. This report is not, and is not constructed as, an offer to sell or solicitation of any offer to buy any financial instrument, nor shall this report be construed as an opinion as to whether you should enter into any swap or trading strategy involving a swap or any other transaction. The information contained in this report is not intended to be, and does not constitute, a recommendation of a swap or trading strategy involving a swap within the meaning of U.S. Commodity Futures Trading Commission Regulation 23.434 and Appendix A thereto. This material is not intended to be individually tailored to your needs or characteristics and should not be viewed as a “call to action” or suggestion that you enter into a swap or trading strategy involving a swap or any other transaction. Scotiabank may engage in transactions in a manner inconsistent with the views discussed in this report and may have positions, or be in the process of acquiring or disposing of positions, referred to in this report.

Scotiabank, its affiliates and any of their respective officers, directors and employees may from time to time take positions in currencies, act as managers, co-managers or underwriters of a public offering or act as principals or agents, deal in, own or act as market makers or advisors, brokers or commercial and/or investment bankers in relation to securities or related derivatives. As a result of these actions, Scotiabank may receive remuneration. All Scotiabank products and services are subject to the terms of applicable agreements and local regulations. Officers, directors and employees of Scotiabank and its affiliates may serve as directors of corporations.

Any securities discussed in this report may not be suitable for all investors. Scotiabank recommends that investors independently evaluate any issuer and security discussed in this report, and consult with any advisors they deem necessary prior to making any investment.

This report and all information, opinions and conclusions contained in it are protected by copyright. This information may not be reproduced without the prior express written consent of Scotiabank.

™ Trademark of The Bank of Nova Scotia. Used under license, where applicable.

Scotiabank, together with “Global Banking and Markets”, is a marketing name for the global corporate and investment banking and capital markets businesses of The Bank of Nova Scotia and certain of its affiliates in the countries where they operate, including; Scotiabank Europe plc; Scotiabank (Ireland) Designated Activity Company; Scotiabank Inverlat S.A., Institución de Banca Múltiple, Grupo Financiero Scotiabank Inverlat, Scotia Inverlat Casa de Bolsa, S.A. de C.V., Grupo Financiero Scotiabank Inverlat, Scotia Inverlat Derivados S.A. de C.V. – all members of the Scotiabank group and authorized users of the Scotiabank mark. The Bank of Nova Scotia is incorporated in Canada with limited liability and is authorised and regulated by the Office of the Superintendent of Financial Institutions Canada. The Bank of Nova Scotia is authorized by the UK Prudential Regulation Authority and is subject to regulation by the UK Financial Conduct Authority and limited regulation by the UK Prudential Regulation Authority. Details about the extent of The Bank of Nova Scotia’s regulation by the UK Prudential Regulation Authority are available from us on request. Scotiabank Europe plc is authorized by the UK Prudential Regulation Authority and regulated by the UK Financial Conduct Authority and the UK Prudential Regulation Authority.

Scotiabank Inverlat, S.A., Scotia Inverlat Casa de Bolsa, S.A. de C.V, Grupo Financiero Scotiabank Inverlat, and Scotia Inverlat Derivados, S.A. de C.V., are each authorized and regulated by the Mexican financial authorities.

Not all products and services are offered in all jurisdictions. Services described are available in jurisdictions where permitted by law.